

Expertise

Protocol number: 46032667
Order No. / Reference: 26485002
Inspection date: 17 Jun 2026

Manufacturer: Volkswagen

Model: ID.4 Performance Upgrade Pro

VIN: WVGZZZE2ZNP024450



Vehicle details

Manufacturer / Type / Model / Equipment

Volkswagen ID.4 Performance Upgrade Pro

Vehicle Identification number WVGZZZE2ZNP024450

Mileage (Read) 47,280 km

First registration 24 Mar 2022

Number of holders 1

Power / Engine displacement 70 kw /

Fuel type / Cylinder Electric / 1

Gearbox / Number of gears Direct drive / 1

Type of drive Rear drive

Type of vehicle Station wagon

Colour / colour code Blue dusk-metallic (D5F)

Doors / Seats 5 / 5

Upholstery type Alcantara / Leather

Colour of upholstery Grey-Brown



Equipment

Standard equipment

- 2 USB-C ports on the front
- Airbag for driver and front passenger, with front passenger airbag deactivation
- Ambient lighting, 10 colors
- Adaptive Cruise Control (ACC) "stop & go" including speed limiter
- Car2X
- e-Sound
- Parking assistance
- ESP Electronic Stability Program
- Transmission: 1-speed automatic
- rear window wiper
- ISOFIX mounting points for child car seats
- Front and rear headrests (5)
- Mode 3 Type 2 charging cable, 16 A
- Charging: Maximum DC charging power depends on the traction battery.
- Makeup mirrors in the sun visors
- Centre console
- Emergency braking assistant "Front Assist" with pedestrian and cyclist detection
- Upholstery: Seat center panels of the front seats and the outer rear seats in "Matrix" fabric
- Radio accessories: Digital radio reception DAB+
- Wheels: Steel wheels (4) 8 J x 19
- Windscreen wiper intermittent control
- electromechanical power steering
- Seats: Armrest for front seats
- Seats: Driver's seat height adjustable
- Voice control
- Lane keeping assistant "Lane Assist"
- Telephone interface
- First aid kit, warning triangle and high-visibility vest
- Prepared for "We Connect" and "We Connect Plus"
- Electronic immobilizer
- Green thermal insulation glazing, sides and rear

Extra equipment

- Paint finish: Metallic

- Turning brake function and evasive steering support
- Airbags: Front and rear head airbags, front side airbags, center airbag
- App-Connect Wireless for Apple CarPlay and Android Auto
- Electrically adjustable, folding and heated exterior mirrors
- third brake light
- black roof rails
- Black surround for the infotainment display and central controls
- Driving profile selection
- Back window, heater
- Interior mirror automatically dimming
- "Climatronic" air conditioning system
- Paint finish: Solid
- Charging: 11 kW AC charging power (alternating current)
- LED headlights with automatic headlight control
- Steering wheel: Multifunction steering wheel with touch controls
- Fatigue detection
- Emergency call service
- Stainless steel pedals in a "Play/Pause" design
- Radio "Ready 2 Discover"
- Radio accessories: 6 + 1 speakers
- Tire pressure monitoring system
- LED taillights
- Keyless Start system
- Seat belts: Three-point automatic seat belts at the front with height adjustment and belt tensioner
- Seats: Rear bench seat undivided, backrest asymmetrically split and foldable
- Bumpers in body color
- Ambient lighting with logo projection
- Traffic sign recognition
- Prepared for later activation: "Discover Pro" navigation function
- Central locking including remote control



Brief expert findings

Documents submitted	At the time of the inspection, the vehicle registration certificate Part 2 (title) was available, but the vehicle registration certificate Part 1 (document) was not. (Copy)
VIN comparison	The vehicle identification number (VIN) was read from the vehicle and its conformity with the submitted documents was confirmed by the undersigned during the inspection.
Inspection	The inspection conditions were sufficient for the assessment of the vehicle. No lifting equipment or pit was available for inspecting the vehicle. Therefore, inspection of the vehicle's underside was only possible to a limited extent.
Test drive	No test drive/shunting maneuver was carried out during the inspection of the vehicle.
Engine function test	An engine test run was performed.

Value reducing factors

No.	Component group	Description
1	Front bumper	Front bumper - Malposition - Set / adjust
2	Equipment	Tirefit filler - Expired - Replace
3	Wing mirror - right side	Cap - Scratch(es) - Smart repair
4	Mudguard - right side	Wheel well extension - Scratch(es) - Loss in value
5	Body	C-pillar - left side - Scratch(es) - Smart repair
6	Mudguard - left side	Mudguard - left side - Dent / paintcoat damage - Smart repair
7	Mudguard - right side	Mudguard - right side - Scratch(es) - Smart repair
8	Fuel system	Tank cap - Scratch(es) - Smart repair
9	Sill - left side	Sill - Scratch(es) - Smart repair
10	Body	C-pillar - right side - Dent / paintcoat damage - Smart repair
11	Door - rear left side	Door - Dent / paintcoat damage - Smart repair
12	Misc.	Inspection / maintenance - Due - Perform
13	Boot lid / rear door	Boot lid - Scratch(es) - Paint
14	Front bumper	Front bumper - Scratch(es) - Paint
15	Door - front left side	Door - Dent / paintcoat damage - Repair and paint
16	Body	Body - Damage by hail - repair according to calculation

Wear and tear

No.	Component group	Description
1	Front bumper	Spoiler - Scratch(es) - No deduction
2	Door - front right side	Door edge - Scratch(es) - Cover / polish
3	Door - rear right side	Door - Scratch(es) - Cover / polish
4	2nd wheel set	2 wheel covers - Broken / torn - No deduction
5	Roof	Roof - Soiled - Conditioning

The vehicle shows signs of wear and tear commensurate with its age and use.



Order/Scope of Order

An order was placed to prepare a sales report for the described vehicle. This report includes the following:

- Description of key vehicle information
- Documentation of equipment features
(Delivery by third-party service providers)
- Documentation of damage, defects, missing parts
- Documentation of prior damage, unrepaired prior damage, repainting
- A brief visual or functional inspection of the equipment details, if possible.
(Functional testing of driver assistance systems is not included in the scope of services!)
- a photographic documentation of the vehicle

Basis for the order

This product is based on the guidelines for vehicle returns and valuations published by Alphabet Fleet GmbH. The expert makes the specific findings in each individual case objectively, within the framework of the prescribed standards, based on their own expertise.

The vehicle inspection takes place in a fully assembled, unassembled state.

Damage or defects that can only be detected during disassembly/diagnostic work or through further investigation remain within the realm of prognostic risk. An increased risk exists due to concealed defects caused by fraudulent misrepresentation and which were not identifiable by the expert.

Damage or defects resulting from normal use or wear and tear of the vehicle will be accepted in accordance with the applicable standard.

There was no explicit identification or monetary consideration of the expected features within the product.

Features which, in their nature and extent, slightly exceed normal use but do not constitute unacceptable damage, will be documented and indicated as signs of wear, if applicable.

Damage or defects that, according to the applicable standard, can no longer be attributed to normal use or wear and tear are listed under "Value Reducing Factors" in the product description.

Depending on the product specification, a monetary ID can be provided. If this takes place, the costs can be 100% or pro rata depending on the vehicle's age and mileage.

Previous damages

No apparent prior damage that had been repaired could be found on the vehicle.

Comments

Das Fahrzeug wurde von Dominik Kessler, geqapert und kalkuliert.

Die Schadenseinschätzung fand vom einem MA am Standort statt.

Die beigefügte Reparaturkostenkalkulation wurde nach bestem Wissen und Gewissen im demontagefreien Zustand erstellt. Es können Mehrkosten und somit Abweichung der für den Hagelschaden ausgewiesener Reparaturkosten nicht ausgeschlossen werden.



Figure 1: Diagonal front (left)



Figure 2: Diagonal front (right)



Figure 3: Diagonal rear (left)



Figure 4: Diagonal rear (right)



Figure 5: Interior - front



Figure 6: Interior - rear



Figure 7: Instrument cluster



Figure 8: Instrument panel



Figure 9: Interior 360° view



Figure 10: Cargo area



Figure 11: VIN



Figure 12: Mounted tyres



Figure 13: Documents



Figure 14: Additional tyres

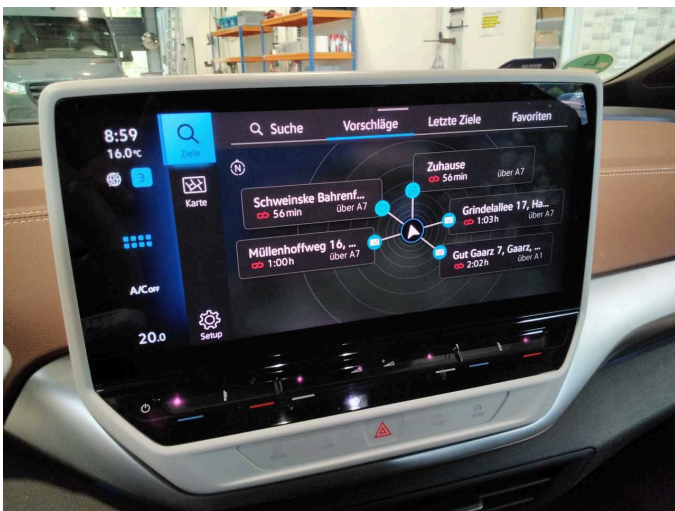


Figure 15: Navigation



Figure 16: Misc.



Figure 17: Misc.



Figure 18: Misc.



Figure 19: Misc.



Figure 20: Misc.



Figure 21: Misc.




Figure 22: Misc.



Figure 23: Misc.





Figure 24: Misc.



Figure 25: Misc.




Figure 26: Misc.



Damage 1: Front bumper: Front bumper - Malposition - Set / adjust



Damage 1: Front bumper: Front bumper - Malposition - Set / adjust



Damage 2: Equipment: Tirefit filler - Expired - Replace



Damage 3: Wing mirror - right side: Cap - Scratch(es) - Smart repair



Damage 3: Wing mirror - right side: Cap - Scratch(es) - Smart repair




Damage 4: Mudguard - right side: Wheel well extension - Scratch(es) - Loss in value



Damage 4: Mudguard - right side: Wheel well extension - Scratch(es) - Loss in value



Damage 5: Body: C-pillar - left side - Scratch(es) - Smart repair



Damage 5: Body: C-pillar - left side - Scratch(es) - Smart repair



Damage 6: Mudguard - left side: Mudguard - left side - Dent / paintcoat damage - Smart repair




Damage 6: Mudguard - left side: Mudguard - left side - Dent / paintcoat damage - Smart repair




Damage 7: Mudguard - right side: Mudguard - right side - Scratch(es) - Smart repair



Damage 7: Mudguard - right side: Mudguard - right side - Scratch(es) - Smart repair



Damage 8: Fuel system: Tank cap - Scratch(es) - Smart repair



Damage 8: Fuel system: Tank cap - Scratch(es) - Smart repair




Damage 9: Sill - left side: Sill - Scratch(es) - Smart repair



Damage 9: Sill - left side: Sill - Scratch(es) - Smart repair



Damage 10: Body: C-pillar - right side - Dent / paintcoat damage - Smart repair



Damage 10: Body: C-pillar - right side - Dent / paintcoat damage - Smart repair



Damage 10: Body: C-pillar - right side - Dent / paintcoat damage - Smart repair



Damage 11: Door - rear left side: Door - Dent / paintcoat damage - Smart repair




Damage 11: Door - rear left side: Door - Dent / paintcoat damage - Smart repair



Damage 12: Misc.: Inspection / maintenance - Due - Perform



Damage 13: Boot lid / rear door: Boot lid - Scratch(es) - Paint




Damage 13: Boot lid / rear door: Boot lid - Scratch(es) - Paint



Damage 13: Boot lid / rear door: Boot lid - Scratch(es) - Paint



Damage 13: Boot lid / rear door: Boot lid - Scratch(es) - Paint




Damage 14: Front bumper: Front bumper - Scratch(es) - Paint



Damage 14: Front bumper: Front bumper - Scratch(es) - Paint




Damage 15: Door - front left side: Door - Dent / paintcoat damage - Repair and paint




Damage 15: Door - front left side: Door - Dent / paintcoat damage - Repair and paint



Damage 15: Door - front left side: Door - Dent / paintcoat damage - Repair and paint



Damage 15: Door - front left side: Door - Dent / paintcoat damage - Repair and paint



Damage 16: Body: Body - Damage by hail - repair according to calculation



Damage 16: Body: Body - Damage by hail - repair according to calculation



Damage 16: Body: Body - Damage by hail - repair according to calculation




Damage 16: Body: Body - Damage by hail - repair according to calculation




Damage 16: Body: Body - Damage by hail - repair according to calculation



Damage 16: Body: Body - Damage by hail - repair according to calculation




Damage 16: Body: Body - Damage by hail - repair according to calculation



Damage 16: Body: Body - Damage by hail - repair according to calculation




Damage 16: Body: Body - Damage by hail - repair according to calculation




Damage 16: Body: Body - Damage by hail - repair according to calculation



Damage 16: Body: Body - Damage by hail - repair according to calculation



Damage 16: Body: Body - Damage by hail - repair according to calculation



Damage 16: Body: Body - Damage by hail - repair according to calculation



Damage 16: Body: Body - Damage by hail - repair according to calculation




Wear and tear 1: Front bumper: Spoiler - Scratch(es) - No deduction



Wear and tear 1: Front bumper: Spoiler - Scratch(es) - No deduction



Wear and tear 2: Door - front right side: Door edge - Scratch(es) - Cover / polish



Wear and tear 2: Door - front right side: Door edge - Scratch(es) - Cover / polish



Wear and tear 3: Door - rear right side: Door - Scratch(es) - Cover / polish



Wear and tear 3: Door - rear right side: Door - Scratch(es) - Cover / polish



Wear and tear 3: Door - rear right side: Door - Scratch(es) - Cover / polish



Wear and tear 4: 2nd wheel set: 2 wheel covers - Broken / torn - No deduction



Wear and tear 4: 2nd wheel set: 2 wheel covers - Broken / torn - No deduction



Wear and tear 4: 2nd wheel set: 2 wheel covers - Broken / torn - No deduction



Wear and tear 4: 2nd wheel set: 2 wheel covers - Broken / torn - No deduction



Wear and tear 4: 2nd wheel set: 2 wheel covers - Broken / torn - No deduction