

Expertise

Protocol number: 46026933
Order No. / Reference: 26433632
Inspection date: 18 Jun 2026

Manufacturer: Ford

Model: Focus Turnier 2.0 EcoBlue Start-Stopp-System Aut.
COOL&CONNECT

VIN: WF0PXXGCHPLK12843



Vehicle details

Manufacturer / Type / Model / Equipment

Ford Focus Turnier 2.0 EcoBlue Start-Stopp-System Aut.
COOL&CONNECT

Vehicle Identification number	WF0PXXGCHPLK12843
Mileage (Read)	43,655 km
First registration	4 Nov 2020
Number of holders	1

Power / Engine displacement	110 kw / 1,995 ccm
Fuel type / Cylinder	Diesel / 4
Gearbox / Number of gears	Automatic / 8
Type of drive	Front drive
Type of vehicle	Station wagon

Colour / colour code	Polar-Silber Metallic
Doors / Seats	5 / 5
Upholstery type	Cloth
Colour of upholstery	Anthracite

Re-import	no
readiness to drive	Roadworthy



Vehicle details

Maintenance booklet / proof	Available / complete	Next maintenance in	18 %
Last service on / at	10/2024 at 31,162 km		
Key is / should be	2 / 2	FZG documents	ZB#2 (B) was available (copy), ZB#1 (S) was not available.
		Letter No.	FY014095
Previous damage / Accident	None detectable	Repainting	None detectable
Inspection conditions	sufficient	Lifting equipment / pit	No
Test drive	Not performed	Engine function test	Performed
readiness to drive	Roadworthy		
Manufacturer key number/ type code number	8566 / BQQ 00171		
Emission standard	EURO6;WLTP;DG;PI/CI; M, N1 I	fine dust sticker	
Permitted total weight	2,105 kg	Empty weight	

Tyres

Mounted tyres

#	Tyre size	Type of tyre	Manufacturer	Tread depth
1)	205/60 R16 96H	Winter tyres on Steel rim with wheel cover	Bridgestone	6mm / 6mm
2)	205/60 R16 96H	Winter tyres on Steel rim with wheel cover	Bridgestone	6mm / 6mm

Additional tyres

#	Tyre size	Type of tyre	Manufacturer	Tread depth
1)	205/60 R16 92V	Summer tyres on Light alloy	Continental	6mm / 6mm
2)	205/60 R16 92V	Summer tyres on Light alloy	Continental	6mm / 6mm

Replacement

Typ	Tyre size	Type of tyre	Manufacturer	Tread depth
Tirefit		Expiration date 08/2029		

Legend: Tread depth information for the left tire is listed first, for the right tire it is listed second on the axle in the direction of travel.



Equipment

Standard equipment

- Airbag: Passenger airbag deactivation
- Exterior mirrors in body color, driver and passenger side, electrically adjustable and heated
- Tires: 6.5 J x 16 alloy wheels (4) with 205/60 R 16 tires
- Fabric headliner
- Roof spoiler painted in car color
- Tachometer
- Driver information system
- Lane keeping assist including lane keeping assist
- Electric parking brake with auto-hold function
- FordPass Connect including eCall, live traffic information (only with navigation) and Wi-Fi hotspot
- Speed limiter
- Transmission: 8-speed automatic transmission
- Back window, heater
- Interior lighting with LED technology
- Intelligent security system
- air conditioning, manual
- Charging station for mobile devices (inductive)
- Steering wheel: Leather steering wheel, 3-spoke design
- Center console "Premium" front
- Navigation: Ford Navigation, Ford SYNC 3 with AppLink, 8" touchscreen (20.3 cm) with DAB/DAB+
- Front and rear parking pilot system
- Upholstery: Cloth
- Pre-Collision Assist
- Tire Pressure Monitoring System (TPMS)
- Headlight assistant with day/night sensor
- Seats: Passenger seat, 2-way adjustable
- Seats: Rear seat backrest
- Start-stop system
- Lashing eyes in the luggage compartment
- Electronic immobilizer
- Heat-insulating glazing, tinted
- Additional heating

Extra equipment

- 1 set of rubber mats
- Vehicle safety set
- Paint finish: Metallic
- Module 3
- Safety partition net to separate passenger and luggage compartments
- Seats: Front seats can be heated individually and variably.
- Winter complete wheels

- Anti-lock braking system (ABS) with electronic brake force distribution (EBD)
- Mounting points behind the second row of seats
- Chrome decor
- Roof rails, aluminum
- Diesel particulate filter (DPF)
- Electronic Safety and Stability Program (ESP)
- Driving mode switch, selective
- Electric windows front and rear
- Ford ECO-Coach
- Luggage compartment lighting
- Luggage compartment floor, adjustable in two ways
- Cruise control
- Illuminated glove compartment
- rear window wiper
- Instrument lighting, adjustable
- Isofix bracket
- Headrests: 2 front and 3 rear, height adjustable
- LED daytime running lights
- Adjustable steering column
- MyKey key system (individually programmable second key)
- Fog light
- Emergency brake light
- Pollen filter and dust filter
- Post-Collision Assist
- Tire repair kit
- Reversing camera with "Split View" technology
- Electromechanical power steering
- Seats: Driver's seat height adjustable
- Seats: Front sports seats with enhanced lateral support
- 12-volt power outlet in the luggage compartment
- Warning system for unfastened seat belts for the 1st and 2nd rows of seats
- Central/Double Locking

- Operating instructions
- Licence plate holder
- LED headlights (with LED taillights)
- Side windows from the 2nd row of seats and rear window, dark tinted.
- Seats: Ford ergonomic seat with fabric upholstery (front seats adjustable in 18 ways: - length, height and tilt of the seat, extendable thigh support - adjustable backrest - lumbar support electrically adjustable in 4 ways - headrest adjustable in 4 ways)



Brief expert findings

Documents submitted	At the time of the inspection, the vehicle registration certificate Part 2 (title) was available, but the vehicle registration certificate Part 1 (document) was not. (Copy)
VIN comparison	The vehicle identification number (VIN) was read from the vehicle and its conformity with the submitted documents was confirmed by the undersigned during the inspection.
Inspection	The inspection conditions were sufficient for the assessment of the vehicle. No lifting equipment or pit was available for inspecting the vehicle. Therefore, inspection of the vehicle's underside was only possible to a limited extent.
Test drive	No test drive/shunting maneuver was carried out during the inspection of the vehicle.
Engine function test	An engine test run was performed.
readiness to drive	The vehicle was roadworthy at the time of inspection.

Value reducing factors

No.	Component group	Description
1	Electrical system	Cable strand (Kabelführung von Frontbereich in Laderaum) - Differs from the original configuration - Un- / install
2	Interior	Arm rest, front (Deckel, Fehlbohrungen) - Differs from the original configuration - Replace
3	Boot lid / rear door	Boot lid (Wespennest, innenliegend) - Remove
4	Trim / covers	B-pillar - trim - interior, right side (Fehlbohrungen) - Differs from the original configuration - Replace
5	Trim / covers	B-pillar - trim - interior, left side (Fehlbohrungen) - Differs from the original configuration - Replace
6	Rear bumper	Rear bumper - Scratched - Smart repair
7	Side panel - rear left side	Sill - Scratched - Smart repair
8	Instrument panel	Centre console - front (Blende rechts, Fehlbohrungen) - Differs from the original configuration - Replace
9	Trim / covers	Cargo area - lining -left side (Fehlbohrungen) - Differs from the original configuration - Replace
10	Instrument panel	Centre console - front (Getränkehalter, Fehlbohrungen) - Differs from the original configuration - Replace
11	Trim / covers	Carpet - Differs from the original configuration - Replace
12	Side panel - rear right side	Side panel - Dent / paintcoat damage - Repair and paint

Wear and tear

No.	Component group	Description
1	Vehicle glazing	Windscreen - Stone chips - No deduction
2	Bonnet	Bonnet - Stone chips - No deduction
3	Front bumper	Front bumper - Stone chips - No deduction
4	Interior	Interior - Scratch(es) - No deduction
5	Door - front right side	Door - Scratch(es) - No deduction
6	Door - rear right side	Door - Scratch(es) - No deduction
7	Misc.	Main inspection - No evidence - No deduction

The vehicle shows signs of wear and tear commensurate with its age and use.



Order/Scope of Order

An order was placed to prepare a sales report for the described vehicle. This report includes the following:

- Description of key vehicle information
- Documentation of equipment features
(Delivery by third-party service providers)
- Documentation of damage, defects, missing parts
- Documentation of prior damage, unrepaired prior damage, repainting
- A brief visual or functional inspection of the equipment details, if possible.
(Functional testing of driver assistance systems is not included in the scope of services!)
- a photographic documentation of the vehicle

Basis for the order

This product is based on the guidelines for vehicle returns and valuations published by Alphabet Fleet GmbH. The expert makes the specific findings in each individual case objectively, within the framework of the prescribed standards, based on their own expertise.

The vehicle inspection takes place in a fully assembled, unassembled state.

Damage or defects that can only be detected during disassembly/diagnostic work or through further investigation remain within the realm of prognostic risk. An increased risk exists due to concealed defects caused by fraudulent misrepresentation and which were not identifiable by the expert.

Damage or defects resulting from normal use or wear and tear of the vehicle will be accepted in accordance with the applicable standard.

There was no explicit identification or monetary consideration of the expected features within the product.

Features which, in their nature and extent, slightly exceed normal use but do not constitute unacceptable damage, will be documented and indicated as signs of wear, if applicable.

Damage or defects that, according to the applicable standard, can no longer be attributed to normal use or wear and tear are listed under "Value Reducing Factors" in the product description.

Depending on the product specification, a monetary ID can be provided. If this takes place, the costs can be 100% d or pro rata depending on the vehicle's age and mileage.

Previous damages

No apparent prior damage that had been repaired could be found on the vehicle.

Comments

- Die Unterbodenbesichtigung war nur ebenerdig & eingeschränkt möglich. Mehrkosten möglich.



Figure 1: Diagonal front (left)



Figure 2: Diagonal front (right)



Figure 3: Diagonal rear (left)



Figure 4: Diagonal rear (right)




Figure 5: Interior - front



Figure 6: Interior - rear



Figure 7: Instrument cluster



Figure 8: Instrument panel



Figure 9: Interior 360° view



Figure 10: Cargo area



Figure 11: VIN



Figure 12: Mounted tyres



Figure 13: Documents

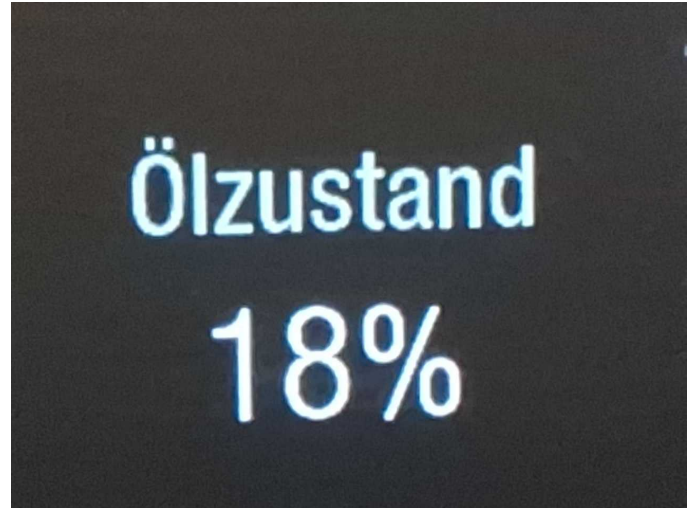


Figure 14: Documents

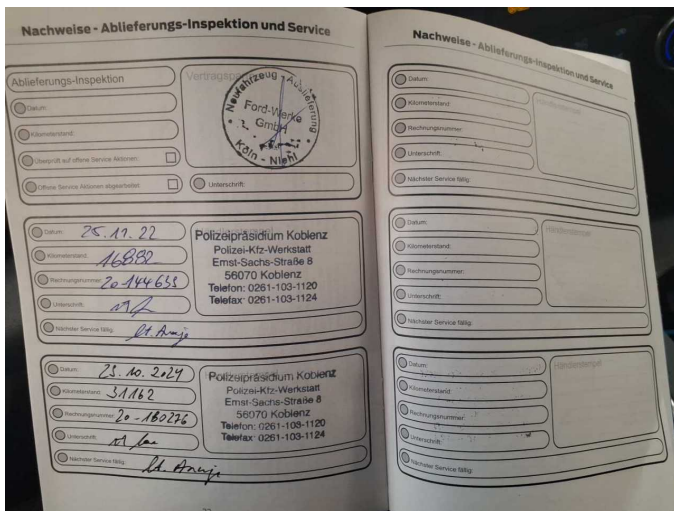


Figure 15: Documents



Figure 16: Additional tyres



Figure 17: Navigation

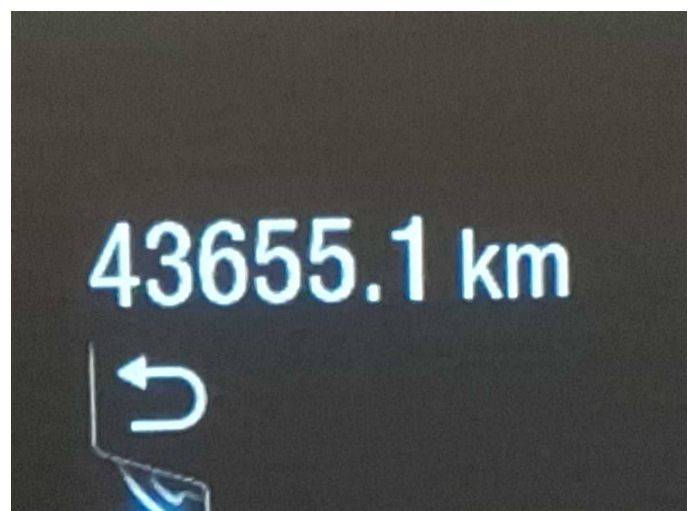


Figure 18: Misc.



Figure 19: Misc.



Figure 20: Misc.



Figure 21: Misc.




Figure 22: Misc.



Figure 23: Misc.



Figure 24: Misc.



Figure 25: Misc.



Figure 26: Misc.




Figure 27: Misc.



Figure 28: Misc.



Damage 1: Electrical system: Cable strand (Kabelführung von Frontbereich in Laderaum) - Differs from the original configuration - Un-/install




Damage 1: Electrical system: Cable strand (Kabelführung von Frontbereich in Laderaum) - Differs from the original configuration - Un-/install




Damage 2: Interior: Arm rest, front (Deckel, Fehlbohrungen) - Differs from the original configuration - Replace




Damage 3: Boot lid / rear door: Boot lid (Wespennest, innenliegend) - Remove



Damage 3: Boot lid / rear door: Boot lid (Wespennest, innenliegend) - Remove



Damage 3: Boot lid / rear door: Boot lid (Wespennest, innenliegend) - Remove



Damage 4: Trim / covers: B-pillar - trim - interior, right side (Fehlbohrungen) - Differs from the original configuration - Replace




Damage 5: Trim / covers: B-pillar - trim - interior, left side (Fehlbohrungen) - Differs from the original configuration - Replace



Damage 6: Rear bumper: Rear bumper - Scratched - Smart repair



Damage 6: Rear bumper: Rear bumper - Scratched - Smart repair



Damage 7: Side panel - rear left side: Sill - Scratched - Smart repair



Damage 7: Side panel - rear left side: Sill - Scratched - Smart repair



Damage 8: Instrument panel: Centre console - front (Blende rechts, Fehlbohrungen) - Differs from the original configuration - Replace



Damage 9: Trim / covers: Cargo area - lining -left side (Fehlbohrungen) - Differs from the original configuration - Replace



Damage 9: Trim / covers: Cargo area - lining -left side (Fehlbohrungen) - Differs from the original configuration - Replace



Damage 10: Instrument panel: Centre console - front (Getränkhalter, Fehlbohrungen) - Differs from the original configuration - Replace




Damage 11: Trim / covers: Carpet - Differs from the original configuration - Replace



Damage 12: Side panel - rear right side: Side panel - Dent / paintcoat damage - Repair and paint



Damage 12: Side panel - rear right side: Side panel - Dent / paintcoat damage - Repair and paint



Damage 12: Side panel - rear right side: Side panel - Dent / paintcoat damage - Repair and paint