

Expertise

Protocol number: 44909409
Order No. / Reference: 25987366
Inspection date: 31 Mar 2026

Manufacturer: Opel

Model: Movano 2.2 D L3H2 2WD VA Edition

VIN: VXEYCBPFCPG069546



Vehicle details

Manufacturer / Type / Model / Equipment

Opel Movano 2.2 D L3H2 2WD VA Edition

Vehicle Identification number VXEYCBPFCPG069546

Mileage (Read) 51,500 km

First registration 18 Oct 2024

Number of holders 1

Next periodical technical inspection 10/2025

(Report not on hand)

Power / Engine displacement 103 kw / 2,179 ccm

Fuel type / Cylinder Diesel / 4

Gearbox / Number of gears Manual / 6

Type of drive Front drive

Type of vehicle Van

Colour / colour code Eisweiß

Doors / Seats 5 / 3

Upholstery type Cloth

Colour of upholstery Black

Re-import no

Type of use rental car

readiness to drive Not roadworthy / not
moveable



Vehicle details

Maintenance booklet / proof	Available / incomplete	Next maintenance in	0 km
Key is / should be	1 / 2	FZG documents	ZB#2 (B) was available (copy), ZB#1 (S) was not available.
		Letter No.	HE011292
Previous damage / Accident	Detectable	Repainting	None detectable
Inspection conditions	Conditional: Light/moisture/dirt	Lifting equipment / pit	No
Test drive	Not performed	Engine function test	With complaint
readiness to drive	Not roadworthy / not moveable		
Manufacturer key number/ type code number	3003 / BAM 01968		
Emission standard	EURO6;WLTP;AR;PI/CI;N1 III, N2	fine dust sticker	
Permitted total weight	3,500 kg	Empty weight	

Tyres

Mounted tyres

#	Tyre size	Type of tyre	Manufacturer	Tread depth
1)	225/70 R15 112R	All-season tyres on Steel	Kleber	7mm / 7mm
2)	225/70 R15 112R	All-season tyres on Steel	Kleber	8mm / 8mm

Legend: Tread depth information for the left tire is listed first, for the right tire it is listed second on the axle in the direction of travel.

Equipment

Equipment

- 1. WINDOW 2022/VO 1. WINDOW 2024
- 2024
- 6-speed MLGU6
- Emissions standard EURO 6.4
- Electrically adjustable exterior mirrors
- Passenger airbag
- ESP
- Driver's seat with armrest
- GSM Bluetooth
- panel van
- Fuel tank 90 liters
- Middle flank (height 2460mm) (H2)
- Fog light
- Production Plant Gliwice, Poland
- Long wheelbase (L3)
- Headlights with light markings
- USB socket
- Partition wall
- 2-shift university
- 2179ccm (2.2 liters) 103kW DW12RUD
- from 04.2023
- Stop+Start system
- Cup holder
- Passenger double seat bench
- Driver's seat lumbar support
- Windscreen wiper with rain sensor
- Rear door opening 270°
- Automatic air conditioning
- leather steering wheel
- Navigation system
- Upholstery fabric Darko
- Radio controls on the steering wheel
- Tire repair kit
- Sliding door, right
- Cruise control with speed limiter
- Permissible total weight Light 16Q (33)

Extra equipment

- Bott cargo area lining



Brief expert findings

Documents submitted	At the time of the inspection, the vehicle registration certificate Part 2 (title) was available, but the vehicle registration certificate Part 1 (document) was not. (Copy)
VIN comparison	The vehicle identification number (VIN) was read from the vehicle and its conformity with the submitted documents was confirmed by the undersigned during the inspection.
Inspection	A proper visual inspection of the paintwork and bodywork was only possible to a limited extent due to insufficient lighting conditions/dampness or dirt. No lifting equipment or pit was available for inspecting the vehicle. Therefore, inspection of the vehicle's underside was only possible to a limited extent.
Test drive	No test drive/shunting maneuver was carried out during the inspection of the vehicle.
Engine function test	An engine test run was performed, problem has been detected This is due to the following reason: Motorkontrolleuchte und Öldruckleuchte
readiness to drive	The vehicle was not roadworthy at the time of inspection, but only capable of being towed.

Value reducing factors

No.	Component group	Description
1	Misc.	Inspection / maintenance - No evidence - No deduction
2	Seat - front	Seat cover - right side - Soiled - Clean
3	Door - front left side	Door - Scratch(es) - Smart repair
4	Misc.	Main inspection - Due - Perform
5	Instrument panel	Indicator light (Öldruck, hohe Mehrkosten wahrscheinlich) - on - Perform diagnosis
6	Fog lamp	Fog lamp - front left side - Broken / torn - Replace
7	Instrument panel	Indicator light (Motorkontrolleuchte, Mehrkosten möglich) - on - Perform diagnosis
8	Body	Body - Glued / labelled - De-glug / neutralise
9	Misc.	Inspection / maintenance - Due - Perform
10	Boot lid / rear door	Rear door - right side - Dent / paintcoat damage - Repair and paint
11	Side panel - rear right side	Side panel - Scratch(es) - Paint
12	Mudguard - left side	Mudguard - left side - Deformed - Replace

Wear and tear

No.	Component group	Description
1	Trim / covers	Cargo area - lining - right side - Scratch(es) - No deduction
2	Trim / covers	Cargo area - lining -left side - Scratch(es) - No deduction
3	Rear bumper	Rear bumper - Scratch(es) - No deduction

The vehicle shows signs of wear and tear commensurate with its age and use.

Missing parts

Description

Equipment - Vehicle key

Accident damages

No. Accident

1 Side right



Order/Scope of Order

An order was placed to prepare a sales report for the described vehicle. This report includes the following:

- Description of key vehicle information
- Documentation of equipment features
(Delivery by third-party service providers)
- Documentation of damage, defects, missing parts
- Documentation of prior damage, unrepaired prior damage, repainting
- A brief visual or functional inspection of the equipment details, if possible.
(Functional testing of driver assistance systems is not included in the scope of services!)
- a photographic documentation of the vehicle

Basis for the order

This product is based on the guidelines for vehicle returns and valuations of light commercial vehicles published by Alphabet Fleet Management GmbH. The expert makes the specific findings in each individual case objectively, within the framework of the prescribed standards, based on their own expertise.

The vehicle inspection takes place in a fully assembled, unassembled state.

Damage or defects that can only be detected during disassembly/diagnostic work or through further investigation remain within the realm of prognostic risk. An increased risk exists due to concealed defects caused by fraudulent misrepresentation and which were not identifiable by the expert.

Damage or defects resulting from normal use or wear and tear of the vehicle will be accepted in accordance with the applicable standard.

There was no explicit identification or monetary consideration of the expected features within the product.

Features which, in their nature and extent, slightly exceed normal use but do not constitute unacceptable damage, will be documented and indicated as signs of wear, if applicable.

Damage or defects that, according to the applicable standard, can no longer be attributed to normal use or wear and tear are listed under "Value Reducing Factors" in the product description.

Depending on the product specification, a monetary ID can be provided. If this takes place, the costs can be 100% or pro rata depending on the vehicle's age and mileage.

Previous damages

Non-repaired previous damages were found at the vehicle. The necessary repair costs are listed in the expert report or if necessary, are listed in detail in a separately enclosed repair cost calculation.

Comments

- Ex STAR CAR Mietfahrzeug.

- Fahrzeug nicht fahrbereit, Verdacht auf Motorschaden.

- Die beigefügte Reparaturkostenkalkulation wurde nach bestem Wissen und Gewissen unter eingeschränkter Besichtigungsbedingung im demontagefreien Zustand erstellt. Es können aufgrund verdeckter Beschädigung erhebliche Mehrkosten und somit Abweichung der für den Unfall ausgewiesenen Reparaturkosten nicht ausgeschlossen werden.



Figure 1: Diagonal front (left)



Figure 2: Diagonal front (right)



Figure 3: Diagonal rear (left)



Figure 4: Diagonal rear (right)



Figure 5: Interior - front



Figure 6: Interior - rear



Figure 7: Instrument cluster



Figure 8: Instrument panel



Figure 9: Interior 360° view



Figure 10: Cargo area



Figure 11: VIN



Figure 12: Mounted tyres




Figure 13: Documents




Figure 14: Navigation



Figure 15: Misc.



Figure 16: Misc.



Figure 17: Misc.

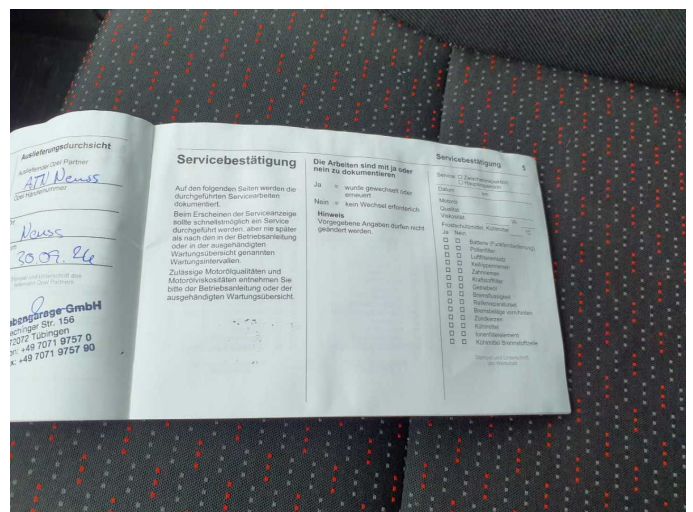


Figure 18: Misc.



Figure 19: Misc.



Figure 20: Misc.



Figure 21: Misc.



Figure 22: Misc.



Figure 23: Misc.



Figure 24: Misc.



Figure 25: Misc.



Figure 26: Misc.



Figure 27: Misc.



Figure 28: Misc.





Figure 29: Misc.



Damage 2: Seat - front: Seat cover - right side - Soiled - Clean



Damage 2: Seat - front: Seat cover - right side - Soiled - Clean




Damage 3: Door - front left side: Door - Scratch(es) - Smart repair



Damage 3: Door - front left side: Door - Scratch(es) - Smart repair



Damage 5: Instrument panel: Indicator light (Öldruck, hohe Mehrkosten wahrscheinlich) - on - Perform diagnosis



Damage 6: Fog lamp: Fog lamp - front left side - Broken / torn - Replace



Damage 6: Fog lamp: Fog lamp - front left side - Broken / torn - Replace



Damage 6: Fog lamp: Fog lamp - front left side - Broken / torn - Replace



Damage 7: Instrument panel: Indicator light (Motorkontrolleuchte, Mehrkosten möglich) - on - Perform diagnosis



Damage 8: Body: Body - Glued / labelled - De-glue / neutralise



Damage 8: Body: Body - Glued / labelled - De-glue / neutralise



Damage 8: Body: Body - Glued / labelled - De-glue / neutralise



Damage 9: Misc.: Inspection / maintenance - Due - Perform



Damage 9: Misc.: Inspection / maintenance - Due - Perform



Damage 10: Boot lid / rear door: Rear door - right side - Dent / paintcoat damage - Repair and paint



Damage 10: Boot lid / rear door: Rear door - right side - Dent / paintcoat damage - Repair and paint



Damage 10: Boot lid / rear door: Rear door - right side - Dent / paintcoat damage - Repair and paint



Damage 11: Side panel - rear right side: Side panel - Scratch(es) - Paint



Damage 11: Side panel - rear right side: Side panel - Scratch(es) - Paint



Damage 11: Side panel - rear right side: Side panel - Scratch(es) - Paint



Damage 11: Side panel - rear right side: Side panel - Scratch(es) - Paint



Damage 11: Side panel - rear right side: Side panel - Scratch(es) - Paint



Damage 12: Mudguard - left side: Mudguard - left side - Deformed - Replace



Damage 12: Mudguard - left side: Mudguard - left side - Deformed - Replace



Damage 12: Mudguard - left side: Mudguard - left side - Deformed - Replace



Damage 12: Mudguard - left side: Mudguard - left side - Deformed - Replace



Damage 12: Mudguard - left side: Mudguard - left side - Deformed - Replace



Accident 1: Side right



Accident 1: Side right



Accident 1: Side right



Accident 1: Side right



Accident 1: Side right