

## Expertise

Protocol number: 45498450  
Order No. / Reference: 26287792  
Inspection date: 13 May 2026

Manufacturer: Renault

Model: Kangoo Rapid dCi 75 Extra

VIN: VF1FW17B555872911



### Vehicle details

#### Manufacturer / Type / Model / Equipment

Renault Kangoo Rapid dCi 75 Extra

**Vehicle Identification number** VF1FW17B555872911

**Mileage (Read)** 74,227 km

**First registration** 17 Nov 2016

**Number of holders** 1

**Power / Engine displacement** 55 kw / 1,461 ccm

**Fuel type / Cylinder** Diesel / 4

**Gearbox / Number of gears** Manual / 5

**Type of drive** Front drive

**Type of vehicle** Van

**Colour / colour code** Mineral-Weiß

**Doors / Seats** 4 / 2

**Upholstery type** Cloth

**Colour of upholstery** Black



## Vehicle details

<b>Maintenance booklet / proof</b>	Non-existent	<b>Next maintenance in</b>	
<b>Key is / should be</b>	2 / 2	<b>FZG documents</b>	ZB#2 (B) was available (copy), ZB#1 (S) was not available.
		<b>Letter No.</b>	ES139702
<b>Previous damage / Accident</b>	None detectable	<b>Repainting</b>	None detectable
<b>Inspection conditions</b>	sufficient	<b>Lifting equipment / pit</b>	yes
<b>Test drive</b>	Not performed	<b>Engine function test</b>	Performed
<b>Manufacturer key number/ type code number</b>	3333 / AXP 00473		
<b>Emission standard</b>	EURO5;L;PI/CI; N1 II	<b>fine dust sticker</b>	
<b>Permitted total weight</b>	1,950 kg	<b>Empty weight</b>	

## Tyres

#	Tyre size	Type of tyre	Manufacturer	Tread depth
1)	195/65 R15 95T	All-season tyres on Steel	Goodyear	6mm / 6mm
2)	195/65 R15 91H	All-season tyres on Steel	Michelin	6mm / 6mm

Replacement				
Typ	Tyre size	Type of tyre	Manufacturer	Tread depth
E	195/65 R15 91T	Summer tyres on Steel	Michelin	6 mm

**Legend: Tread depth information for the left tire is listed first, for the right tire it is listed second on the axle in the direction of travel.**

## Equipment

Standard equipment	
<ul style="list-style-type: none"> <li>Storage compartment in front doors and dashboard</li> <li>Driver's side airbag</li> <li>Outdoor temperature display</li> <li>Tachometer</li> <li>ESP with Extended Grip and Hill Start Assist</li> <li>Transmission: 5-speed transmission</li> <li>Front headrests (2), height adjustable</li> <li>Paint finish: Solid</li> <li>Package: Storage package (storage gallery above the front seats - lockable glove compartment)</li> <li>Tires: Spare wheel on steel rim (tire size 195/65 R 15)</li> <li>Wheels: Tire size 195/65 R 15</li> <li>Protective bar behind the driver's seat</li> <li>Side protection reinforcement</li> <li>Engine protection</li> <li>Electronic immobilizer</li> <li>Switchable ECO mode</li> </ul>	<ul style="list-style-type: none"> <li>ABS with EBV</li> <li>Exterior mirrors, electrically adjustable and heated</li> <li>Brake assist (with automatic activation of the hazard warning lights during emergency braking)</li> <li>Electric front windows (with one-touch function)</li> <li>Rear door, opening angle 180°, with window (with rear window heater - with rear window wiper)</li> <li>Height-adjustable steering wheel</li> <li>Upholstery: Cloth</li> <li>Radio installation with roof antenna</li> <li>diesel particulate filter</li> <li>Sliding door on the right, closed</li> <li>Side protection strips</li> <li>Power steering</li> <li>Lashing eyes in the cargo area floor</li> <li>Central locking with radio remote control (integrated into the key)</li> </ul>
Extra equipment	
<ul style="list-style-type: none"> <li>Air supply and exhaust for compressor</li> <li>Partition wall with window</li> </ul>	<ul style="list-style-type: none"> <li>Wooden floor</li> </ul>



## Brief expert findings

Documents submitted	At the time of the inspection, the vehicle registration certificate Part 2 (title) was available, but the vehicle registration certificate Part 1 (document) was not. (Copy)
VIN comparison	The vehicle identification number (VIN) was read from the vehicle and its conformity with the submitted documents was confirmed by the undersigned during the inspection.
Inspection	The inspection conditions were sufficient for the assessment of the vehicle. Lifting equipment and/or a pit were available for examining the vehicle.
Test drive	No test drive/shunting maneuver was carried out during the inspection of the vehicle.
Engine function test	An engine test run was performed.

## Value reducing factors

No.	Component group	Description
1	Multimedia system	Radio (nachgerüstet) - Differs from the original configuration - No deduction
2	Trim / covers	Trim / covers - Differs from the original configuration - No deduction
3	Sill - left side	Sill - Scratch(es) - Smart repair
4	Boot lid / rear door	Rear door - right side - Dent / paintcoat damage - Smart repair
5	Sill - right side	Sill - dent(s) - Smart repair
6	Sill - left side	Sill - dent(s) - Smart repair
7	Body	Partition wall - Holes - Loss in value
8	Body	Body (Matt) - Paint defect - Conditioning
9	Body	Body - Glued / labelled - De-glue / neutralise
10	Interior	Interior (Fußmatten verschraubt, Pedalgummi Kupplung verschlissen) - Damaged - Replace
11	Trim / covers	Boot lining (Mehrere) - Broken / torn - Replace
12	Vehicle glazing	Windscreen - Scratch(es) - Replace
13	Boot lid / rear door	Rear door - left side - Dent / paintcoat damage - Repair and paint
14	Roof	Roof - Corrosion - Repair and paint

## Wear and tear

No.	Component group	Description
1	Front bumper	Front bumper (unpainted) - Scratch(es) - No deduction
2	Door - front left side	Door - Scratch(es) - No deduction
3	Door - rear right side	Door - Scratch(es) - No deduction
4	Door - front right side	Door - Scratch(es) - No deduction
5	Headlight	Headlight - right side - Scratch(es) - No deduction
6	Side panel - rear right side	Side panel - dent(s) - No deduction
7	Rear bumper	Rear bumper (unpainted) - Malposition - Repair

The vehicle shows signs of wear and tear commensurate with its age and use.

## Missing parts

### Description

Equipment - Vehicle tool kit



## Order/Scope of Order

An order was placed to prepare a sales report for the described vehicle. This report includes the following:

- Description of key vehicle information
- Documentation of equipment features  
*(Delivery by third-party service providers)*
- Documentation of damage, defects, missing parts
- Documentation of prior damage, unrepaired prior damage, repainting
- A brief visual or functional inspection of the equipment details, if possible.  
*(Functional testing of driver assistance systems is not included in the scope of services!)*
- a photographic documentation of the vehicle

## Basis for the order

This product is based on the guidelines for vehicle returns and valuations published by Alphabet Fleet GmbH. The expert makes the specific findings in each individual case objectively, within the framework of the prescribed standards, based on their own expertise.

The vehicle inspection takes place in a fully assembled, unassembled state.

Damage or defects that can only be detected during disassembly/diagnostic work or through further investigation remain within the realm of prognostic risk. An increased risk exists due to concealed defects caused by fraudulent misrepresentation and which were not identifiable by the expert.

Damage or defects resulting from normal use or wear and tear of the vehicle will be accepted in accordance with the applicable standard.

There was no explicit identification or monetary consideration of the expected features within the product.

Features which, in their nature and extent, slightly exceed normal use but do not constitute unacceptable damage, will be documented and indicated as signs of wear, if applicable.

Damage or defects that, according to the applicable standard, can no longer be attributed to normal use or wear and tear are listed under "Value Reducing Factors" in the product description.

Depending on the product specification, a monetary ID can be provided. If this takes place, the costs can be 100% or pro rata depending on the vehicle's age and mileage.

## Previous damages

No apparent prior damage that had been repaired could be found on the vehicle.



Figure 1: Diagonal front (left)



Figure 2: Diagonal front (right)



Figure 3: Diagonal rear (left)



Figure 4: Diagonal rear (right)




Figure 5: Interior - front



Figure 6: Interior - rear



Figure 7: Instrument cluster



Figure 8: Instrument panel



Figure 9: Interior 360° view



Figure 10: Cargo area

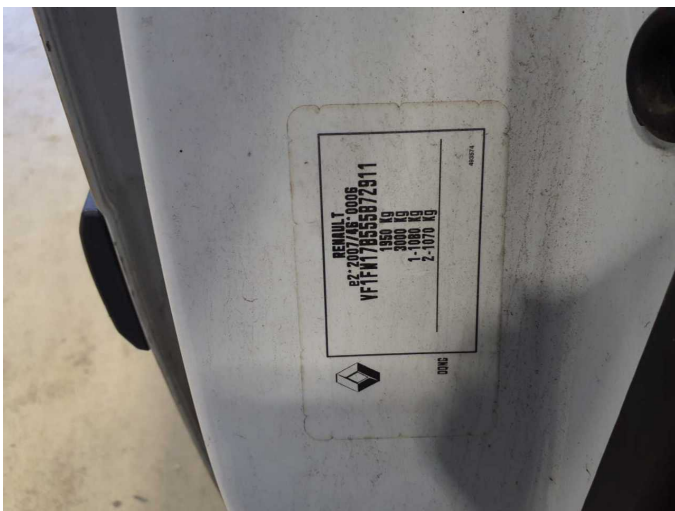


Figure 11: VIN



Figure 12: Mounted tyres



Figure 13: Documents



Figure 14: Misc.



Figure 15: Misc.




Figure 16: Misc.




Figure 17: Misc.



Figure 18: Misc.



Figure 19: Misc.



Figure 20: Misc.




Figure 21: Misc.



Figure 22: Misc.



Figure 23: Misc.




Damage 1: Multimedia system: Radio (nachgerüstet) - Differs from the original configuration - No deduction



**Damage 1:** Multimedia system: Radio (nachgerüstet) - Differs from the original configuration - No deduction



**Damage 1:** Multimedia system: Radio (nachgerüstet) - Differs from the original configuration - No deduction



**Damage 2:** Trim / covers: Trim / covers - Differs from the original configuration - No deduction



**Damage 2:** Trim / covers: Trim / covers - Differs from the original configuration - No deduction



**Damage 2:** Trim / covers: Trim / covers - Differs from the original configuration - No deduction



**Damage 3:** Sill - left side: Sill - Scratch(es) - Smart repair



**Damage 3:** Sill - left side: Sill - Scratch(es) - Smart repair



**Damage 4:** Boot lid / rear door: Rear door - right side - Dent / paintcoat damage - Smart repair



**Damage 4:** Boot lid / rear door: Rear door - right side - Dent / paintcoat damage - Smart repair



**Damage 5:** Sill - right side: Sill - dent(s) - Smart repair



**Damage 5:** Sill - right side: Sill - dent(s) - Smart repair



**Damage 5:** Sill - right side: Sill - dent(s) - Smart repair



**Damage 6:** Sill - left side: Sill - dent(s) - Smart repair




**Damage 6:** Sill - left side: Sill - dent(s) - Smart repair



**Damage 6:** Sill - left side: Sill - dent(s) - Smart repair



**Damage 7:** Body: Partition wall - Holes - Loss in value



**Damage 7:** Body: Partition wall - Holes - Loss in value



**Damage 8:** Body: Body (Matt) - Paint defect - Conditioning



**Damage 8:** Body: Body (Matt) - Paint defect - Conditioning



**Damage 9:** Body: Body - Glued / labelled - De-glue / neutralise




**Damage 9:** Body: Body - Glued / labelled - De-glue / neutralise



**Damage 10:** Interior: Interior (Fußmatten verschraubt, Pedalgummi Kupplung verschlissen) - Damaged - Replace



**Damage 10:** Interior: Interior (Fußmatten verschraubt, Pedalgummi Kupplung verschlissen) - Damaged - Replace



**Damage 10:** Interior: Interior (Fußmatten verschraubt, Pedalgummi Kupplung verschlissen) - Damaged - Replace



**Damage 11:** Trim / covers: Boot lining (Mehrere) - Broken / torn - Replace



**Damage 11:** Trim / covers: Boot lining (Mehrere) - Broken / torn - Replace



**Damage 11:** Trim / covers: Boot lining (Mehrere) - Broken / torn - Replace



**Damage 11:** Trim / covers: Boot lining (Mehrere) - Broken / torn - Replace



**Damage 12:** Vehicle glazing: Windscreen - Scratch(es) - Replace



**Damage 12:** Vehicle glazing: Windscreen - Scratch(es) - Replace



**Damage 13:** Boot lid / rear door: Rear door - left side - Dent / paintcoat damage - Repair and paint




**Damage 13:** Boot lid / rear door: Rear door - left side - Dent / paintcoat damage - Repair and paint



**Damage 13:** Boot lid / rear door: Rear door - left side - Dent / paintcoat damage - Repair and paint



**Damage 14:** Roof: Roof - Corrosion - Repair and paint




**Damage 14:** Roof: Roof - Corrosion - Repair and paint



**Damage 14:** Roof: Roof - Corrosion - Repair and paint



**Wear and tear 6:** Side panel - rear right side: Side panel - dent(s) - No deduction



**Wear and tear 6:** Side panel - rear right side: Side panel - dent(s) - No deduction



**Wear and tear 7:** Rear bumper: Rear bumper (unpainted) - Malposition - Repair



**Wear and tear 7:** Rear bumper: Rear bumper (unpainted) - Malposition - Repair