





# Vehicle data sheet

## Vehicle details





Vin	VF1FL000169194963	Plate		Distance km	104771	Date immat	30/06/2022
Location				Appr. date	26/03/2026		
Model	NUOVO TRAFIC		Color	White		Enamel type	Metall double











Documents	
Registration certificate	✓
Green card	✗
Insurance certificate	✗
Service booklet	✗
Owner manual	✓
Key code card	✗
Second key (Missing damaged)	✗
Master key	✓

Vehicle info	
Battery charged / compliant	✓
Fuel level	
Interior clean/acceptable	✗
Interior material/colour	Fabric / Dark
Exterior clean/acceptable	✗
Plates compliant/readable	✓

Accessories	
Remote controls (Working)	✓
Smoker kit	✗
Radio/nav antenna	✓
Audio unit (Working)	✓
Navigator (Not expected)	✗
Floor mats	✓

Equipment	
Tool kit	✗
Cylinder	✗
Locking wheel bolt	✗
First aid kit	✗
Warning triangle	✗
Hat rack	✗
Luggage compartment mat	✗

✓ - Elemento presente    ✗ - Elemento assente    ? - Elemento presente ma non verificabile

Tires				
Right front tire	Michelin	205/65/16	All-season	9.9 mm
Left front tire	Michelin	205/65/16	All-season	9.9 mm
Right rear tire	Michelin	205/65/16	All-season	9 mm
Left rear tire	Michelin	205/65/16	All-season	9 mm
Spare wheel	Goodyear	205/65/16	Summer	6 mm

Damage detail	
Component	Tire spare 144 91 20 sc
Side	

Component	Left rear hub cap damaged	Side	
Component	Right rear hub cap damaged	Side	
Component	#FF# Cleaning interior	Side	
Component	Second key	Side	
Component	Gasket frame engine compartment door rear	Side	Left
Component	Hood front	Side	
Component	Bumper front black	Side	
Component	Bumper dismantling	Side	
Component	Rearview mirror ext.	Side	Left
Component	Shell rearview mirror ext. black	Side	Left
Component	#PRM# Door front	Side	Left
Component	Wall lat central sheet metal	Side	Left
Component	Fender rear	Side	Left
Component	Moulding wall lateral	Side	Left

Component	Hubcap wheel rear	Side	Left
Component	Hubcap wheel rear	Side	Right
Component	Panel int lower door rear to swing	Side	Right
Component	Panel int lower door rear to swing	Side	Left
Component	Door load rear to swing sheet metal	Side	Left
Component	Door load rear to swing sheet metal	Side	Right
Component	#PRM# Engine compartment load	Side	
Component	Roof	Side	
Component	Bumper rear lat black	Side	Left
Component	Bumper rear central black	Side	
Component	Headlight rear part lower	Side	Right
Component	Bumper rear lat black	Side	Right
Component	#PRM# Headlight rear	Side	Right
Component	Fender rear	Side	Right

<b>Component</b> Door rear sheet metal	<b>Side</b> Right
<b>Component</b> #PRM# Panel int door front	<b>Side</b> Right
<b>Component</b> Rearview mirror ext.	<b>Side</b> Right
<b>Component</b> Shell rearview mirror ext.	<b>Side</b> Right

**Descriptions legend**

**D.E.:** Defect of execution on previously repaired area

**PRIMER:** Component provided already pre trattato for the vernicia **PRM:** Normal wear