

## Expertise

Protocol number: 46349289  
Order No. / Reference: 26185535  
Inspection date: 30 Jun 2026

Manufacturer: Mercedes-Benz

Model: 319 CDI Sprinter Standard HA 9G-TRONIC PRO

VIN: W1V3MBTZXP849547



### Vehicle details

#### Manufacturer / Type / Model / Equipment

Mercedes-Benz 319 CDI Sprinter Standard HA 9G-TRONIC PRO

**Vehicle Identification number** W1V3MBTZXP849547

**Mileage (Read)** 12,104 km

**First registration** 31 Jul 2025

**Number of holders** 1

**Power / Engine displacement** 140 kw / 1,950 ccm

**Fuel type / Cylinder** Diesel / 4

**Gearbox / Number of gears** Automatic / 9

**Type of drive** Rear drive

**Type of vehicle** Van

**Colour / colour code** Hightechsilber Metallic

**Doors / Seats** 4 / 3

**Upholstery type** Cloth

**Colour of upholstery** Black

**Type of use** rental car

**readiness to drive** Roadworthy



## Vehicle details

<b>Maintenance booklet / proof</b>	Non-existent	<b>Next maintenance in</b>	378 Tag(e)
<b>Key is / should be</b>	1 / 2	<b>FZG documents</b>	ZB#2 (B) was available (copy), ZB#1 (S) was not available.
		<b>Letter No.</b>	HN436781
<b>Previous damage / Accident</b>	None detectable	<b>Repainting</b>	None detectable
<b>Inspection conditions</b>	sufficient	<b>Lifting equipment / pit</b>	yes
<b>Test drive</b>	Not performed	<b>Engine function test</b>	Performed
<b>readiness to drive</b>	Roadworthy		
<b>Manufacturer key number/ type code number</b>	2222 / BFK 01915		
<b>Emission standard</b>	EUROVI; E; M, N	<b>fine dust sticker</b>	
<b>Permitted total weight</b>	3,500 kg	<b>Empty weight</b>	

## Tyres

### Mounted tyres

#	Tyre size	Type of tyre	Manufacturer	Tread depth
1)	225/75 R16 120R	Winter tyres on Steel rim with wheel cover	Continental	8mm / 8mm
2)	225/75 R16 120R	Winter tyres on Steel rim with wheel cover	Continental	8mm / 8mm

**Legend: Tread depth information for the left tire is listed first, for the right tire it is listed second on the axle in the direction of travel.**

TÜV SÜD Auto Partner GmbH  
Wiesenring 2  
04159 Leipzig

Inspection location  
ARS Altmann AG Automobillogistik  
Lilienthalstraße 2  
29693 Hodenhagen



## Equipment



## Standard equipment

- Storage compartment above windshield
- Rear towing eye
- ADAPTIVE ESP (latest generation) with load- and speed-dependent driving dynamics control (Anti-lock Braking System (ABS) - Traction Control System (ASR) - Electronic Brakeforce Distribution (EBD) - Hydraulic Brake Assist (BAS) - Load Adaptive Control (LAC) - Roll Over Mitigation (ROM) - Roll Movement Intervention (RMI) - Enhanced Understeering Control (EUC) - Brake Disc Wiping/Drying (BDW) - Electronic Brake Prefill (EBP) - Easy Lane Change (ELC))
- Electrically folding exterior mirrors
- Battery: fleece battery 12 V / 92 Ah
- Reference mass of at least 2381 kg is necessary
- third brake light
- COC documents
- Ceiling light in the cargo/passenger compartment (with door contact)
- Tachometer
- Electrical components for trailer socket
- HVO-capable vehicle
- Generator 14 V / 250 A
- Transmission: 9G-TRONIC
- Seatbelt warning device for driver's seat
- Grab handle for entry of driver and passenger
- Main tank 93 liters
- Intelligent speed assistant
- Tempmatic controlled air conditioning
- Headrests (2), front
- Cable duct on side wall
- Steering wheel: Multifunction steering wheel
- Longitudinal beam reinforcement
- Mercedes-Benz emergency call system
- Without weight increase/decrease: 3,500 kg
- Breakdown Management (By pressing the breakdown button or via the phone book entry in the vehicle's address book, the disabled vehicle automatically establishes a voice connection with the Customer Assistance Center (CAC). It transmits the current location and all relevant vehicle information. The CAC staff immediately inform the nearest Mercedes-Benz Service24h, which dispatches a repair service.)
- Tire pressure monitoring (on front and rear axles (wireless))
- Rear view camera
- Crosswind Assist
- Seats: Passenger seat, two-seater
- Start-stop function
- USB 5V socket
- Speedometer km/h
- Cruise control
- Blind Spot Assist
- First aid kit
- Front axle with increased load capacity
- Pre-installation for Remote Services Plus
- Storage compartment under cockpit
- Axle ratio  $i=3.692$
- Passenger side airbag
- Driver's side airbag
- Active Lane Keeping Assist
- ATTENTION ASSIST (ATTENTION ASSIST can assist the driver on long, monotonous journeys by monitoring attention. If signs of fatigue or increasing inattention are detected, it suggests a break.)
- Electrically adjustable and heated exterior mirrors, left and right
- Outdoor temperature display
- Hill start assist
- Brake assist, active
- Brake lights, adaptive
- Roof: High roof
- Diesel particulate filter and SCR
- Digital operating instructions
- Entry handle on rear right corner pillar
- Driving light assistant
- Electric window regulator for driver and passenger door
- Noise measures
- Seatbelt warning device for front passenger seat
- Grab handle for entry to the cargo area sliding door on the partition wall
- HOLD function
- Clothes hooks in the driver's cab
- Instrument cluster with color display
- Cable duct at rear portal
- Steering wheel adjustable for tilt and height
- Headlight range control
- Marker lights, side
- Navigation: Navigation pre-installation
- Package: Acoustics
- Upholstery: Cloth
- Radio: Digital Radio DAB
- Radio: MBUX multimedia system
- Radio accessories: Communication module (LTE) for digital services
- Rain sensor
- Tires: Tires without specified make
- Tires: Tires optimized for rolling resistance
- Wheels: Premium complete wheel protection (3 years)
- Wheels: Steel rims 6.5 J x 16
- Sliding door on the right, cargo/passenger compartment
- Power steering
- Seats: Driver's seat
- Jump start contact (The jump start contact facilitates jump-starting the vehicle and externally charging the starter battery. The contact is located in the engine compartment on the air filter box.)
- continuous partition wall
- Lashing eyes (according to DIN 7510-3 in the floor and in the B-pillars)



- Immobiliser
- Heat-insulating glass with band filter on the windshield
- Approval N1

- Warning triangle
- Parking light removed
- Central locking with radio remote control
- Registration certificate, Part II

### Extra equipment

- Storage for smartphones including wireless charging
- Towbar (for increased towing capacity 2.8 t / 3.0 t)
- Exterior mirrors without turn signals
- Battery: fleece battery 12 V / 70 Ah
- Rear lights with partial LED technology
- Interior lining of the cargo area up to roof height, washable in conjunction with partition wall, continuous along pillar C
- Load securing: Lashing rails on the side wall to the side railing.
- LED light strip in the cargo area
- Crossbeam with step
- Radio: MBUX multimedia system with 10.25-inch touchscreen
- Tires: Continental brand
- Reversing light under bumper corner
- Seats: Front passenger seat, two-seater, in combination with Caluma fabric or ARTICO black man-made leather
- Phone: Smartphone integration package
- Long-throw nozzles in I-panel
- Axle ratio  $i = 3.923$
- 13-pin trailer socket in conjunction with a 14V/250A generator
- Front side indicator lights
- Wooden floor (cargo area)
- Hinged lid for storage compartment
- Paint finish: Metallic
- LED high-performance headlights combined with rear lights using partial LED technology
- Package: Parking package with 360° camera (Parking Assistant Rear Cross Traffic Alert Drive Away Assist)
- Wheel arch loadable
- Tires: M+S tires
- Wheels: Tires 225/75 R16 C
- Seats: Driver's seat armrest
- Seats: Driver's seat box, low
- Seats: Suspension seat comfort version, driver's seat
- Elimination of ECO start/stop function

### Brief expert findings

Documents submitted	At the time of the inspection, the vehicle registration certificate Part 2 (title) was available, but the vehicle registration certificate Part 1 (document) was not. (Copy)
VIN comparison	The vehicle identification number (VIN) was read from the vehicle and its conformity with the submitted documents was confirmed by the undersigned during the inspection.
Inspection	The inspection conditions were sufficient for the assessment of the vehicle. Lifting equipment and/or a pit were available for examining the vehicle.
Test drive	No test drive/shunting maneuver was carried out during the inspection of the vehicle.
Engine function test	An engine test run was performed.
readiness to drive	The vehicle was roadworthy at the time of inspection.

### Value reducing factors

No.	Component group	Description
1	Misc.	Main inspection (07.26) - Due - Perform
2	Trim / covers	Cargo area - lining -left side - Holes - Replace
3	Trim / covers	Cargo area - lining - right side - Holes - Replace
4	Sliding door, right	Trim - Holes - Replace
5	Boot lid / rear door	Trim standard - upper - Holes - Replace
6	Tail light	Tail lamp - left side - Scratch(es) - Replace
7	Seat - front	Seat cover - right side - Holes - Replace
8	Rear bumper	Rear bumper - Broken / torn - Replace
9	Boot lid / rear door	Rear door - left side - Dent / paintcoat damage - Repair and paint
10	Boot lid / rear door	Rear door - right side - Dent / paintcoat damage - Repair and paint



## Wear and tear

No.	Component group	Description
1	Bonnet	Bonnet - Stone chips - No deduction
2	Interior	Separation net - Scratch(es) - No deduction
3	Sliding door, right	Sliding door - dent(s) - No deduction
4	Roof	Roof - dent(s) - No deduction

The vehicle shows signs of wear and tear commensurate with its age and use.

## Missing parts

### Description

Equipment - Vehicle key

## Paint coat thickness measurement

Roof	109 µm	Roof rail - left side	110 µm
Roof rail - right side	106 µm	Boot lid / rear door	120 µm
Mudguard - left side	105 µm	Mudguard - right side	112 µm
Bonnet	119 µm	Side panel - rear left side	115 µm
Side panel - rear right side	109 µm	Door - rear left side	107 µm
Door - rear right side	106 µm	Door - front left side	106 µm
Door - front right side	102 µm		

## Order/Scope of Order

An order was placed to prepare a sales report for the described vehicle. This report includes the following:

- Description of key vehicle information
- Documentation of equipment features  
(*Delivery by third-party service providers*)
- Documentation of damage, defects, missing parts
- Documentation of prior damage, unrepaired prior damage, repainting
- A brief visual or functional inspection of the equipment details, if possible.  
(*Functional testing of driver assistance systems is not included in the scope of services!*)
- a photographic documentation of the vehicle



## Basis for the order

This product is based on the guidelines for vehicle returns and valuations of light commercial vehicles published by Alphabet Fleet Management GmbH. The expert makes the specific findings in each individual case objectively, within the framework of the prescribed standards, based on their own expertise.

The vehicle inspection takes place in a fully assembled, unassembled state.

Damage or defects that can only be detected during disassembly/diagnostic work or through further investigation remain within the realm of prognostic risk. An increased risk exists due to concealed defects caused by fraudulent misrepresentation and which were not identifiable by the expert.

Damage or defects resulting from normal use or wear and tear of the vehicle will be accepted in accordance with the applicable standard.

There was no explicit identification or monetary consideration of the expected features within the product.

Features which, in their nature and extent, slightly exceed normal use but do not constitute unacceptable damage, will be documented and indicated as signs of wear, if applicable.

Damage or defects that, according to the applicable standard, can no longer be attributed to normal use or wear and tear are listed under "Value Reducing Factors" in the product description.

Depending on the product specification, a monetary ID can be provided. If this takes place, the costs can be 100% d or pro rata depending on the vehicle's age and mileage.

## Previous damages

No apparent prior damage that had been repaired could be found on the vehicle.



Figure 1: Diagonal front (left)



Figure 2: Diagonal front (right)



Figure 3: Diagonal rear (left)



Figure 4: Diagonal rear (right)




Figure 5: Interior - front



Figure 6: Interior - rear



Figure 7: Instrument cluster



Figure 8: Instrument panel



Figure 9: Interior 360° view



Figure 10: Cargo area



Figure 11: VIN



Figure 12: Mounted tyres



Figure 13: Documents



Figure 14: Misc.



Figure 15: Misc.



Figure 16: Misc.



Figure 17: Misc.



Figure 18: Misc.



Figure 19: Misc.



Figure 20: Misc.




Figure 21: Misc.



Figure 22: Misc.



Figure 23: Misc.



Figure 24: Misc.



Figure 25: Misc.



Figure 26: Misc.



Figure 27: Misc.



Figure 28: Misc.



Figure 29: Misc.



Figure 30: Misc.



Figure 31: Misc.



Figure 32: Misc.



Figure 33: Misc.



Figure 34: Misc.



Figure 35: Misc.



Damage 2: Trim / covers: Cargo area - lining -left side - Holes - Replace



**Damage 2:** Trim / covers: Cargo area - lining -left side - Holes - Replace




**Damage 3:** Trim / covers: Cargo area - lining - right side - Holes - Replace




**Damage 3:** Trim / covers: Cargo area - lining - right side - Holes - Replace



**Damage 3:** Trim / covers: Cargo area - lining - right side - Holes - Replace



**Damage 3:** Trim / covers: Cargo area - lining - right side - Holes - Replace



**Damage 3:** Trim / covers: Cargo area - lining - right side - Holes - Replace




**Damage 4:** Sliding door, right: Trim - Holes - Replace



**Damage 4:** Sliding door, right: Trim - Holes - Replace



**Damage 4:** Sliding door, right: Trim - Holes - Replace



**Damage 4:** Sliding door, right: Trim - Holes - Replace



**Damage 5:** Boot lid / rear door: Trim standard - upper - Holes - Replace



**Damage 5:** Boot lid / rear door: Trim standard - upper - Holes - Replace



**Damage 6:** Tail light: Tail lamp - left side - Scratch(es) - Replace



**Damage 6:** Tail light: Tail lamp - left side - Scratch(es) - Replace



**Damage 6:** Tail light: Tail lamp - left side - Scratch(es) - Replace



**Damage 7:** Seat - front: Seat cover - right side - Holes - Replace



**Damage 7:** Seat - front: Seat cover - right side - Holes - Replace



**Damage 8:** Rear bumper: Rear bumper - Broken / torn - Replace



**Damage 8:** Rear bumper: Rear bumper - Broken / torn - Replace



**Damage 9:** Boot lid / rear door: Rear door - left side - Dent / paintcoat damage - Repair and paint




**Damage 9:** Boot lid / rear door: Rear door - left side - Dent / paintcoat damage - Repair and paint



**Damage 9:** Boot lid / rear door: Rear door - left side - Dent / paintcoat damage - Repair and paint



**Damage 10:** Boot lid / rear door: Rear door - right side - Dent / paintcoat damage - Repair and paint



**Damage 10:** Boot lid / rear door: Rear door - right side - Dent / paintcoat damage - Repair and paint



**Wear and tear 4:** Roof: Roof - dent(s) - No deduction



**Wear and tear 4:** Roof: Roof - dent(s) - No deduction



**Missing part 1:** Equipment: Vehicle key - Missing - Replace