

## Expertise

Protocol number: 45992123  
Order No. / Reference: 26359112-1  
Inspection date: 1 Jun 2026

Manufacturer: Renault

Model: Kangoo Rapid Blue dCi 75 Extra

VIN: VF1RFK00669100771



### Vehicle details

#### Manufacturer / Type / Model / Equipment

Renault Kangoo Rapid Blue dCi 75 Extra

**Vehicle Identification number** VF1RFK00669100771

**Mileage (Read)** 104,526 km

**First registration** 16 Mar 2022

**Number of holders** 1

**Power / Engine displacement** 55 kw / 1,461 ccm

**Fuel type / Cylinder** Diesel / 4

**Gearbox / Number of gears** Manual / 6

**Type of drive** Front drive

**Type of vehicle** Van

**Colour / colour code** Mineral-Weiß

**Doors / Seats** 5 / 2

**Upholstery type** Cloth

**Colour of upholstery** Black-Grey



## Vehicle details

<b>Maintenance booklet / proof</b>	digital proof / complete	<b>Next maintenance in</b>	
<b>Last service on / at</b>	11/2025 at 93,005 km		
<b>Key is / should be</b>	2 / 2	<b>FZG documents</b>	ZB#2 (B) was available (copy), ZB#1 (S) was not available.
		<b>Letter No.</b>	GN286039
<b>Previous damage / Accident</b>	Detectable	<b>Repainting</b>	None detectable
<b>Inspection conditions</b>	sufficient	<b>Lifting equipment / pit</b>	yes
<b>Test drive</b>	Not performed	<b>Engine function test</b>	Performed
<b>Manufacturer key number/ type code number</b>	3333 / BPC 00128		
<b>Emission standard</b>	EURO6;WLTP;AQ;PI/CI; N1 II	<b>fine dust sticker</b>	
<b>Permitted total weight</b>	2,025 kg	<b>Empty weight</b>	

## Tyres

### Mounted tyres

#	Tyre size	Type of tyre	Manufacturer	Tread depth
1)	205/60 R16 92H	Winter tyres on Light alloy	Continental	4mm / 4mm
2)	205/60 R16 92H	Winter tyres on Light alloy	Continental	7mm / 7mm

**Legend: Tread depth information for the left tire is listed first, for the right tire it is listed second on the axle in the direction of travel.**



## Equipment

### Standard equipment

- 3.5-inch instrument panel
- ABS with EBV
- Exterior mirrors (2) electrically adjustable and heated
- Diesel particulate filter
- Easy-Life drawer
- ESP with Hill Start Assist
- Transmission: 6-speed manual transmission
- Front headrests (2), height adjustable
- Paint finish: Solid
- Steering wheel adjustable for height and reach
- Center console with storage compartment
- Tyre repair kit
- Key: 3-button key
- Seats: Standard passenger seat
- Seats: ISOFIX child seat mounting system
- Partition wall closed, no window
- Electronic immobilizer

- Storage compartment above the driver
- Airbag: Driver's side
- Ceiling lights (2)
- Tachometer
- Deletion: without B-pillar on the right side of the vehicle
- electric front windows
- Rear doors asymmetrical, sheet metal-clad
- plastic floor, front
- LED daytime running lights
- Light and rain sensor
- Upholstery: Fabric upholstery "INTI"
- Wheels: 15-inch steel rims "Carten"
- Power steering
- Seats: Driver's seat height adjustable
- Telephone: eCall emergency call system
- Doors: Sliding door on the right, side door without window
- Central locking with remote control

### Extra equipment

- 4.2-inch instrument panel with color display
- Manual interior mirror
- Plastic floor in the cargo area
- Package: Vario package and window package (Vario partition - fold-down passenger seat - asymmetrical rear doors with window, 180-degree opening angle - heated rear window - rear window wiper - interior mirror)
- Cruise control and speed limiter
- Rear parking sensors
- Manual air conditioning
- Fog lights with cornering lights
- Upholstery: Fabric upholstery "KILYA"
- Radio: Radio Connect R&GO
- Seats: Without ISOFIX child seat mounting system
- 12V power outlet
- Doors: Sliding door on the left, side door with window

## Brief expert findings

Documents submitted	At the time of the inspection, the vehicle registration certificate Part 2 (title) was available, but the vehicle registration certificate Part 1 (document) was not. (Copy)
VIN comparison	The vehicle identification number (VIN) was read from the vehicle and its conformity with the submitted documents was confirmed by the undersigned during the inspection.
Inspection	The inspection conditions were sufficient for the assessment of the vehicle. Lifting equipment and/or a pit were available for examining the vehicle.
Test drive	No test drive/shunting maneuver was carried out during the inspection of the vehicle.
Engine function test	An engine test run was performed.



## Value reducing factors

No.	Component group	Description
1	Door - rear left side	Door - Scratch(es) - Smart repair
2	Door - front left side	Door - Dent / paintcoat damage - Smart repair
3	Boot lid / rear door	Trim rear door - hard fibre - lower - Broken / torn - Replace
4	Body	Body - Glued / labelled - De-glue / neutralise
5	Equipment	Vehicle key - Broken / torn - Replace
6	Interior	Cargo area floor - Broken / torn - Replace
7	Seat - front	Seat cover - left side - Broken / torn - Replace
8	Boot lid / rear door	Rear door - left side - Dent / paintcoat damage - Paint
9	Front bumper	Front bumper (unpainted) (inkl. Schutzleiste) - Scratch(es) - Replace
10	Vehicle glazing	Windscreen - Stone chips - Replace

## Wear and tear

No.	Component group	Description
1	Sill - left side	Sill - Dent / paintcoat damage - No deduction
2	Wheel / tyres	Alloy rim - front left side (Kein Teil der Ausstattung) - Scratch(es) - No deduction
3	Sill - left side	Sill - Scratch(es) - No deduction
4	Rear bumper	Rear bumper - Scratch(es) - No deduction

The vehicle shows signs of wear and tear commensurate with its age and use.

## Missing parts

### Description

Wheel / tyres - Wheelset - complete (15" Stahlfelgen "Carten")

## Accident damages

### No. Accident

- 1 Side - left
- 2 Side right

## Order/Scope of Order

An order was placed to prepare a sales report for the described vehicle. This report includes the following:

- Description of key vehicle information
- Documentation of equipment features  
(*Delivery by third-party service providers*)
- Documentation of damage, defects, missing parts
- Documentation of prior damage, unrepaired prior damage, repainting
- A brief visual or functional inspection of the equipment details, if possible.  
(*Functional testing of driver assistance systems is not included in the scope of services!*)
- a photographic documentation of the vehicle



## Basis for the order

This product is based on the guidelines for vehicle returns and valuations of light commercial vehicles published by Alphabet Fleet Management GmbH. The expert makes the specific findings in each individual case objectively, within the framework of the prescribed standards, based on their own expertise.

The vehicle inspection takes place in a fully assembled, unassembled state.

Damage or defects that can only be detected during disassembly/diagnostic work or through further investigation remain within the realm of prognostic risk. An increased risk exists due to concealed defects caused by fraudulent misrepresentation and which were not identifiable by the expert.

Damage or defects resulting from normal use or wear and tear of the vehicle will be accepted in accordance with the applicable standard.

There was no explicit identification or monetary consideration of the expected features within the product.

Features which, in their nature and extent, slightly exceed normal use but do not constitute unacceptable damage, will be documented and indicated as signs of wear, if applicable.

Damage or defects that, according to the applicable standard, can no longer be attributed to normal use or wear and tear are listed under "Value Reducing Factors" in the product description.

Depending on the product specification, a monetary ID can be provided. If this takes place, the costs can be 100% or pro rata depending on the vehicle's age and mileage.

## Previous damages

Non-repaired previous damages were found at the vehicle. The necessary repair costs are listed in the expert report or if necessary, are listed in detail in a separately enclosed repair cost calculation.

## Comments

Der montierte Winterradsatz ist kein Bestandteil der Ausstattung.



Figure 1: Diagonal front (left)



Figure 2: Diagonal front (right)



Figure 3: Diagonal rear (left)




Figure 4: Diagonal rear (right)




Figure 5: Interior - front




Figure 6: Interior - rear



Figure 7: Instrument cluster



Figure 8: Instrument panel



Figure 9: Interior 360° view



Figure 10: Cargo area



Figure 11: VIN



Figure 12: Mounted tyres



Figure 13: Documents



Figure 14: Misc.



Figure 15: Misc.



Figure 16: Misc.



Figure 17: Misc.



Figure 18: Misc.



Figure 19: Misc.



Figure 20: Misc.



Figure 21: Misc.



Figure 22: Misc.




Figure 23: Misc.




Figure 24: Misc.



Figure 25: Misc.




Damage 1: Door - rear left side: Door - Scratch(es) - Smart repair




Damage 1: Door - rear left side: Door - Scratch(es) - Smart repair



Damage 2: Door - front left side: Door - Dent / paintcoat damage - Smart repair



Damage 2: Door - front left side: Door - Dent / paintcoat damage - Smart repair



Damage 2: Door - front left side: Door - Dent / paintcoat damage - Smart repair



**Damage 2:** Door - front left side: Door - Dent / paintcoat damage - Smart repair



**Damage 2:** Door - front left side: Door - Dent / paintcoat damage - Smart repair



**Damage 3:** Boot lid / rear door: Trim rear door - hard fibre - lower - Broken / torn - Replace



**Damage 3:** Boot lid / rear door: Trim rear door - hard fibre - lower - Broken / torn - Replace



**Damage 4:** Body: Body - Glued / labelled - De-glue / neutralise




**Damage 4:** Body: Body - Glued / labelled - De-glue / neutralise



**Damage 5:** Equipment: Vehicle key - Broken / torn - Replace



**Damage 6:** Interior: Cargo area floor - Broken / torn - Replace



**Damage 6:** Interior: Cargo area floor - Broken / torn - Replace



**Damage 6:** Interior: Cargo area floor - Broken / torn - Replace



**Damage 7:** Seat - front: Seat cover - left side - Broken / torn - Replace



**Damage 7:** Seat - front: Seat cover - left side - Broken / torn - Replace



**Damage 8:** Boot lid / rear door: Rear door - left side - Dent / paintcoat damage - Paint



**Damage 8:** Boot lid / rear door: Rear door - left side - Dent / paintcoat damage - Paint



**Damage 8:** Boot lid / rear door: Rear door - left side - Dent / paintcoat damage - Paint



**Damage 9:** Front bumper: Front bumper (unpainted) (inkl. Schutzleiste) - Scratch(es) - Replace



**Damage 9:** Front bumper: Front bumper (unpainted) (inkl. Schutzleiste) - Scratch(es) - Replace



**Damage 9:** Front bumper: Front bumper (unpainted) (inkl. Schutzleiste) - Scratch(es) - Replace



**Damage 9:** Front bumper: Front bumper (unpainted) (inkl. Schutzleiste) - Scratch(es) - Replace



**Damage 9:** Front bumper: Front bumper (unpainted) (inkl. Schutzleiste) - Scratch(es) - Replace




**Damage 10:** Vehicle glazing: Windscreen - Stone chips - Replace



**Damage 10:** Vehicle glazing: Windscreen - Stone chips - Replace



**Wear and tear 2:** Wheel / tyres: Alloy rim - front left side (Kein Teil der Ausstattung) - Scratch(es) - No deduction



**Wear and tear 3:** Sill - left side: Sill - Scratch(es) - No deduction



**Wear and tear 3:** Sill - left side: Sill - Scratch(es) - No deduction




**Wear and tear 4:** Rear bumper: Rear bumper - Scratch(es) - No deduction



**Wear and tear 4:** Rear bumper: Rear bumper - Scratch(es) - No deduction



**Wear and tear 4:** Rear bumper: Rear bumper - Scratch(es) - No deduction




**Wear and tear 4:** Rear bumper: Rear bumper - Scratch(es) - No deduction



**Wear and tear 4:** Rear bumper: Rear bumper - Scratch(es) - No deduction



Accident 1: Side - left



Accident 1: Side - left



Accident 1: Side - left



Accident 1: Side - left



Accident 1: Side - left



Accident 1: Side - left



**Accident 1:** Side - left



**Accident 2:** Side right



**Accident 2:** Side right



**Accident 2:** Side right



**Accident 2:** Side right



**Accident 2:** Side right



Accident 2: Side right



Accident 2: Side right



Accident 2: Side right



Accident 2: Side right